

Training Overview for Unit Leaders



Project Looking Glass
Training Committee
Circle Ten Council
Dallas, Texas

Revision: 2.1 – March 25, 2015

Table of Contents

Table of Contents 2

Introduction 3

Circle Ten Council District Service Areas..... 4

Training Contacts 5

BSA Programs..... 6

Adult Volunteer Leader Training Continuum (Five Levels) 7

Position Specific Training = Trained 8

Leader Specific Training 9

Youth Leader Training 9

Supplemental Training 10

Advanced Training 10

Online Resources 11

E-Learning 11

my.Scouting Tools 13

Training Codes and Titles 13

Appendix A-1. Cub Scout Adult Leader Example 14

Appendix A-2. Cub Scout Adult Leader Training 15

Appendix B. Boy Scout Adult Leader Training..... 16

Appendix C. Varsity Scout Adult Leader Training..... 17

Appendix D. Venturing Adult Leader Training 18

Appendix E. Sea Scout Adult Leader Training 19

Appendix F. Exploring and Learning for Life Adult Leader Training..... 20

Appendix G. Current Schedule of Courses by District..... 21

Questions ? 21

File Location 21

Document Revision History..... 22



Introduction

This document is to be used to help clarify the training requirements for Boy Scouts of America adult volunteer leaders serving at the unit-level within Circle Ten Council. A unit is a Pack, Troop, Team, Crew, Ship or Post and does not include District or Council-level roles.

Common sense tells us training is important, and research shows the importance of trained leaders. A trained leader is knowledgeable and more confident in the role being performed. Trained leaders exhibit a knowledge and confidence that is picked up by people around them. Trained leaders impact the quality of programs, leader tenure, youth tenure, safety, and a whole lot more. A trained leader is better prepared to make the Scouting program all it can be!***

Training isn't simply checking a box but is proactive learning undertaken by a committed adult leader. A leader who is dedicated to providing a safe, fun and exciting program that is built upon lessons learned over a century of the Boy Scouts of America.

Many of the courses have been under development for a number of years and all are under constant review and update.

If you are new to scouting this document is especially for you! Understanding the requirements for your leadership role and what classes cover what topics will help clarify and demystify the seemingly random collection of jargon, synonyms and terminology that has been around the BSA for years. Most Cub Scout roles have only 1 required Leader Specific Training course. If you have questions please ask! Everyone that has come before you felt the same as you do right now. Thank you for taking the first steps to supporting the youth of our program.

Seasoned veterans, leaders who have some mileage under their hiking boots, also benefit from this document. If you don't know the "official" training requirements for your role this document will explain them. Hearsay, custom and tradition can often, over time, cloud the realities of Scouting. Just because one has been doing something for years doesn't mean it's the right way. Yes, your unit might have some great methods to their training and Council Training Committee would be interested to learn best practices. But to ensure, at a minimum, the training as defined in this document is followed, completed and documented will help ensure we are delivering the proper BSA program.

One final, introductory note on training is the importance of documenting training taken. Periodically the BSA National Council, Circle Ten Council or your District Committee will review training records to ensure our leadership is trained as they should be. In fact, the percentage of trained leaders is a fundamental indicator of quality within the Journey to Excellence program as defined here:

<http://www.scouting.org/scoutsourc/Awards/JourneyToExcellence.aspx>

Without proper documentation of completed classes your records will be incomplete. Please work with your Unit Training Chair and, if necessary, District Training Chair to ensure your training records are accurate!

If you have any suggestions or comments regarding this document please send an email to admin@c10training.org. Someone will follow up with you to ensure the Circle Ten Council Training Committee is doing their best to provide a quality training environment.

Scouts Deserve a Trained Leader!

Circle Ten Council District Service Areas

Training is organized to support a *District-Model* of training for most activities as Districts are best suited to understand the training needs of their members and units. Any member may register for and attend training in any district.

Service Area	District	Serving
Central	Cimarron	South Dallas - Dallas ISD east of Trinity River, south of Fair Park
	Mustang	Dallas ISD west of Trinity River, south of I-30
	West Park	Highland Park ISD, Old West View District, south of HPISD and west of US 75, downtown, Fair Park
	Wisdom Trail	Duncanville ISD, DeSoto ISD, Cedar Hill ISD, and Lancaster ISD
East Central	Blackland Prairie	Dallas ISD - north of Northwest Highway and west of US 75
	Eastern Skies	Mesquite ISD
	Northern Trail	Richardson ISD
	Tejas Caddo	Dallas ISD east of US 75 and north of I-30
Eastern	Duck Creek	Garland ISD (Garland and Rowlett)
	Golden Arrow	Southern half of Plano ISD, south of Parker Rd
	Northern Lights	Northern half of Plano ISD, north of Parker Rd
	Texas Skies	Kaufman and Van Zandt Counties
	Tonkawa	Hunt and Rains Counties
Northern	Eagle Trail	Allen ISD and Lovejoy ISD
	East Trinity Trails	Wylie ISD and Community ISD, Nevada, Rockwall County
	Iron Horse	Frisco ISD, Celina ISD, and Prosper ISD
	Lone Star	McKinney ISD
	Texoma Valley	Grayson County and Bryan County, OK
Southwestern	Five Trails	Coppell ISD and Irving ISD
	Mountain Lake	Grand Prairie ISD
	North Star	Carrollton-Farmers Branch ISD and Lewisville ISD, south of SH 121
	Southern Star	Ellis County
	Trinity Woods	Henderson and Navarro Counties
Learning for Life	Exploring	Dallas County. All other exploring outside of Dallas County is in a district above.
	Learning for Life	All Circle Ten Areas.

National Youth Leadership Training (NYLT), Wood Badge and the University of Scouting are Council-Level training activities under the auspices of the Council Training Committee.

Training Contacts

District	District Website	Training Chair Name	Training Chair Email	Training Chair Phone
Blackland_Prairie	http://blacklandprairie.circleten.org	Theresa Kauloku	Blackland-Prairie@c10training.org	(469) 471-2446
Cimarron	http://cimarron.circleten.org	Lisa Mixon*	Cimarron@c10training.org	(469) 600-4335
Duck_Creek	http://duckcreek.circleten.org	John Wells	Duck-Creek@c10training.org	(214) 882-4681
Eagle_Trail	http://eagletrail.circleten.org	Anna Sturdivant	Eagle-Trail@c10training.org	(214) 250-6057
East_Trinity_Trails	http://easttrinitytrails.circleten.org	Chris Kane	East-Trinity-Trails@c10training.org	(972) 998-9964
Eastern_Skies	http://easternskies.circleten.org	Desiree Erb	Eastern-Skies@c10training.org	(972) 330-9687
Exploring	Not Available	Rocio Munoz	Exploring@c10training.org	(214) 447-8511
Five_Trails	http://fivetrails.circleten.org	Eric Shipp	Five-Trails@c10training.org	(972) 900-3778
Golden_Arrow	http://goldenarrow.circleten.org	Eric Essig	Golden-Arrow@c10training.org	(214) 777-5632
Iron_Horse	http://ironhorse.circleten.org	Paul Howell	Iron-Horse@c10training.org	(214) 717-0756
Learning_For_Life	http://www.learningforlife.org	Sherri Wood	Learning-For-Life@c10training.org	(214) 902-6745
Lone_Star	http://lonestar.circleten.org	Michael Anderson	Lone-Star@c10training.org	(214) 240-0799
Mountain_Lake	http://mountainlake.circleten.org	Joey Greenaway	Mountain-Lake@c10training.org	(214) 335-7877
Mustang	http://mustang.circleten.org	Cecelia Stevens	Mustang@c10training.org	(214) 943-1494
North_Star	http://northstar.circleten.org	Margaret Bareis	North-Star@c10training.org	(972) 977-7846
Northern_Lights	http://northernlights.circleten.org	Scott O'Mary	Northern-Lights@c10training.org	(972) 467-1385
Northern_Trail	http://northerntrail.circleten.org	Donna Robinson	Northern-Trail@c10training.org	(214) 213-9272
Southern_Star	http://southernstar.circleten.org	Keisha Carlin	Southern-Star@c10training.org	(214) 230-0086
Tejas_Caddo	http://tejasaddo.circleten.org	Ed Hart	Tejas-Caddo@c10training.org	(214) 752-5544
Texas_Skies	http://texasskies.circleten.org	Steve Gilbert	Texas-Skies@c10training.org	(321) 750-7222
Texoma_Valley	http://texomavalley.circleten.org	Less Cain	Texoma-Valley@c10training.org	(469) 446-7873
Tonkawa	http://tonkawa.circleten.org	Tracey Lindsey	Tonkawa@c10training.org	(903) 268-2566
Trinity_Woods	http://trinitywoods.circleten.org	Angela Martin	Trinity-Woods@c10training.org	(903) 752-1378
West_Park	http://westpark.circleten.org	Robert Higginbotham	West-Park@c10training.org	(214) 543-5823
Wisdom_Trail	http://wisdomtrail.circleten.org	Tim Skidmore	Wisdom-Trail@c10training.org	(972) 227-5413
* Temporary Contact				
Circle Ten Council	http://circleten.org/training	John Stone	Chair@c10training.org	(214) 223-1360

Notes:

- 1) Each Training Chair is responsible to organize, plan and hold training within their respective area.
- 2) Please contact the respective District or Council Training Chair regarding questions about or requests for training.
- 3) Please note all District websites are currently migrating to the URL format of <http://DISTRICTNAME.circleten.org>.

BSA Programs

The Boy Scouts of America is divided into six program areas. (ref. http://en.wikipedia.org/wiki/Boy_Scouts_of_America)



Cub Scouting: The largest of all the programs, available to boys from first to fifth-grade or 7 to 11 years. The program is designed to pursue the aims of character development, citizenship training, and personal fitness. Cub Scouting is divided into age-based levels of Tiger, Wolf, Bear, and Webelos Scouts.



Boy Scouting: The flagship program of the BSA for boys ages 11 to 18. (Boys who have achieved the Cub Scout Arrow of Light Award or have completed the 5th grade can join as young as 10 years old) It uses outdoor activities such as camping, aquatics and hiking to achieve the aims of character, citizenship and personal fitness training.



Varsity Scouting: A sub-division of Boy Scouting available to boys ages 14 to 18; it adds a program of high adventure and sporting activities.



Venturing: A co-ed program for young men and women ages 14 through 21. Its purpose is to provide positive experiences to help youth mature and to prepare them to become responsible adults.



Sea Scouting: A sub-division of Venturing focused on nautical activities

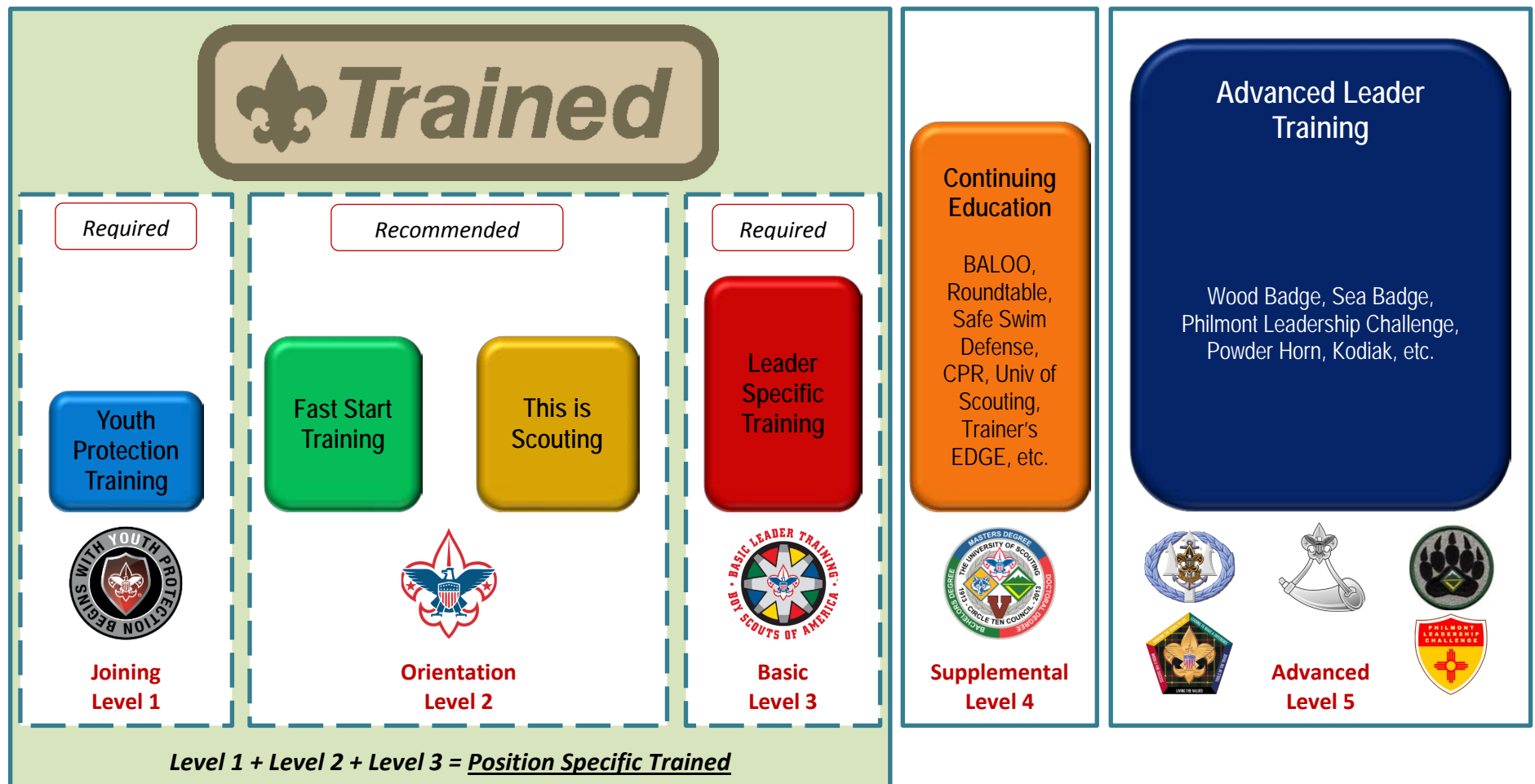


Learning for Life / Exploring: Learning for Life is a school and work-site based program that is a subsidiary of the BSA. It utilizes programs designed for schools and community-based organizations that are designed to prepare youth for the complexities of contemporary society and to enhance their self-confidence, motivation, and self-esteem. Exploring is the worksite-based program of Learning for Life with programs based on five areas of emphasis: career opportunities, life skills, citizenship, character education, and leadership experience.

Adult Volunteer Leader Training Continuum (Five Levels)

- 1) Joining – **Youth Protection Training (YPT): Required training** before interacting with any youth.
- 2) Orientation – **Recommended training**.
 - a. **Fast Start Training:** Instruction to be taken immediately upon acceptance of a new role.
 - b. **This is Scouting:** Provides an overview of the BSA including history, values, training, programs and community involvement.
- 3) Basic – **Leader Specific Training (LST): Required training** to be completed within 60 days of accepting a leadership role.
- 4) Supplemental - **Continuing Education** and certification courses based on activities, personal development and growth. Taken in any order.
- 5) Advanced – **Advanced Leader Training (ALT):** Provides a deeper understanding of the program or additional leadership development.

Upon completion of Joining (Level 1), Orientation (Level 2) and Basic Training (Level 3) one is entitled to wear the “Trained Patch”



Position Specific Training = Trained

Position Specific Training (PST) provides foundational knowledge and is required for all adult volunteers, regardless of role or program. Youth Protection Training **MUST BE COMPLETED** before interacting with any scouting youth.

- 1) **Youth Protection Training (REQUIRED):** Designed to help keep our youth safe from abuse. You will learn the Boy Scouts of America's Youth Protection Guidelines, signs of abuse, and how to report suspected abuse. After each section of material, you will answer questions about that section's topic. Completion is noted automatically in the BSA training records database if the module is experienced online. This training is available online via *E-Learning*, *must be retaken every 24 months and is mandatory.*

There are three types of Youth Protection which correspond to the unique requirements of each program:



- a. **Y01 - Youth Protection Training** : Required for Cub Scouting, Boy Scouting and Varsity Scouting
- b. **Y02 - Venturing Youth Protection Training** : Required for Venturing and Sea Scouting
- c. **Y03 - Learning for Life/ Exploring Youth Protection Training** : Required for Learning for Life and Exploring

The State of Texas requires a special type of State-Certified youth protection training commonly referred to as “Texas Face to Face” or “Facilitator Led” for all adults who participate in Day Camp & Twilight Camp, Webelos Resident Camp, Boy Scout Resident Camp, NYLT and Winter Camp. It is recorded as Y01 – Youth Protection Training. Since it is recorded as Y01 you must ensure you keep your training card.

- 2) **Fast Start Training (RECOMMENDED):** Intended to be taken by pack, troop, team, and crew leaders, as well as unit commissioners and chartered organization representatives immediately following the acceptance of their new role. Usually, there is a specific version of Fast Start Training per role. This training is available online via *E-Learning* for most positions. Although not required, it is **strongly recommended** this course be taken to quickly familiarize yourself with your new responsibilities.
- 3) **This is Scouting (RECOMMENDED):** Provides an overview of the Scouting organization, including history, values, programs, Youth Protection, community involvement, and training. This training is available online via *E-Learning*. This course **need only be taken once** and does not have to be repeated when changing roles. Although not required, it is strongly recommended this course be taken to quickly familiarize yourself with Scouting if you are new to the program.
- 4) **Leader Specific Training (REQUIRED):** Leader Specific Training is designed to be “role-specific” and provides the skills and knowledge necessary to be successful in one’s role. It should be completed after steps 1-3, above, but no later than 90-days of accepting a role and should be **considered mandatory**. Leader Specific Training never expires – once trained for a particular role always trained.

Leader Specific Training

Examples, not exhaustive, of roles which have Leader Specific Training include:

					
Cub Scouting Pack	Boy Scouting Troop	Varsity Scouting Team	Venturing Crew	Sea Scouts Ship	Exploring Post
Cubmaster Tiger Den Leaders Bear/ Wolf Den Leaders Webelos Den Leaders Pack Committee Member Chartered Org Rep.	Scoutmaster Troop Committee Member Chartered Org Rep.	Team Coach Team Committee Member Chartered Org Rep.	Advisor Crew Committee Member Chartered Org Rep.	Skipper Ship Crew Member Chartered Org Rep.	Post Advisor Post Committee Member Chartered Org Rep.
Appendix A, page 14	Appendix B, page 16	Appendix C, page 17	Appendix D, page 18	Appendix E, page 19	Appendix F, page 20

Some courses are available online via E-Learning whereas others are only available as an in-person, instructor-led course.

Assistant roles, (e.g. Assistant Cubmaster, Assistant Den Leader, Assistant Scoutmaster, Assistant Advisor, Mate, etc.) all have the same *Leadership Specific Training* requirements as the main leader role.

Each Appendix noted above and found at the end of this document lists the course requirements are for each leadership role in a program. Appendices G and H reference the complete list of classes currently scheduled but sorted in different ways. So, if I were a Tiger Den Leader I would use Appendix A to determine the training requirements for my role and then Appendix G to see what classes are currently available and how to register for them.

Basically, if you wear a position-patch on the left shoulder of your field uniform (commonly referred to as “Class-A”), you must take *Leadership Specific Training* for that position/role.

Leader Specific Training is role-based, not activity-based. Some activities require specialized training (e.g. swimming, Cub Scout camping, shooting) and this type of training is addressed in the *Supplemental Training Section* found on the next page.

Youth Leader Training

There are a limited number of training opportunities including:

Den Chief Training, NYLT, NAYLE, Powder Horn, University of Scouting select courses

The purpose of this document is to provide focus on adult unit leader training.

Supplemental Training

After a leader has completed their *Position Specific Training* there are a number of additional areas available for continuing education and certification courses as it relates to leading unit activities, leadership development and BSA, State and Federal regulations.

The goal of Supplemental Training is to ensure leaders remain energized, current with latest BSA program developments and continue to provide a fun, interesting program for our youth regardless of the number of years a leader has been involved with scouting.

Activities-based training is necessary to lead a unit or scouts on a particular activity. For example, in order to take a Cub Scout Pack camping there must be a leader that has completed Basic Adult Leader Outdoor Orientation (BALOO) training. Another example is when a Boy Scout Troop goes swimming in open water (e.g. a lake) which requires a leader or leaders to have training in CPR and Safe Swim Defense training. Before a Venturing Crew may participate in pistol shooting there must be a leader with NRA Range Safety Officer training and another leader with NRA Pistol Instructor training.

Activity-based training requirements may be found in the “Guide to Safe Scouting” found online at <http://www.scouting.org/scoutsource/HealthandSafety/GSS.aspx>.

Continuing-education training runs the entire gamut of opportunities from working with polymer clay for Pack activities to learning how to prepare for an exciting high adventure campout in a Crew or Troop. Districts, see the District Contact section, typically host a “Day of Training” where a number of classes are taught.

Circle Ten Council hosts a “University of Scouting” where, in a single day, over 100 classes are available covering all BSA Programs and topics. Please visit <http://circleten.org/university-scouting> for additional information

At the BSA National level, the Philmont Training Center provides a wealth of information on a variety of subjects. Please visit <http://www.philmontscoutranch.org/ptc.aspx> for more information.

If you are interested in attending a class which is not available at the District level please be sure to let your District Training Chairman know. If you feel something should be hosted at the University of Scouting please send an email to chancellor.uos.c10@gmail.com.

Advanced Training

Leadership-based training is available to further help a leader develop their interpersonal and leadership skills. Examples include Wood Badge, Philmont Leadership Challenge, Powder Horn and Kodiak. All Advanced Training courses require an adult leader have completed their *Leader Specific Training* before attending.

Wood Badge training is very strongly suggested for all adult leaders after they complete their Leader Specific Training. Wood Badge focuses on leadership and interpersonal skills in a fun, energetic and uplifting environment and is comprised of 6-days (1 week or 2 3-day weekends) of practical training followed by up to 18 months of application training – Working Your Ticket. Please visit <http://circleten.org/training> for additional information on courses hosted by Circle Ten Council.

Online Resources

The Circle Ten Council Training Committee is currently reworking their website found here <http://circleten.org/training>. Here you will find information on consolidated District training schedules, Wood Badge, National Youth Leadership Training (NYLT), Powder Horn and other Council and District-based training events.

The University of Scouting maintains a dedicated website at: <http://circleten.org/university-scouting>

The Training Contacts table on page 5 provides the website address for each District where you may find additional information on District-sponsored activities. Please note District Websites are currently migrating to the <http://circleten.org> website. All will eventually be in the form of <http://districtname.circleten.org>. For example, the district website for Tejas Caddo district is: <http://tejasaddo.circleten.org>

BSA National has a great website with a variety of resources for adult leader training found here <http://www.scouting.org/training/adult>.

A simple, one-page flyer on “What Makes a Trained Leader” may be found here:
http://www.scouting.org/filestore/training/pdf/What_makes_a_trained_leader.pdf

The courses which comprise required training for each position may be found here:
<http://www.scouting.org/filestore/training/pdf/BasicTrainingCourseRequirements.pdf>

E-Learning

Online courses for all *Basic Leader Training* and a few *Leader Specific Training* courses are found here <http://www.myscouting.org>. Most Leader Specific Training Classes, with the exception of the Cub Scout Program, are NOT available on the BSA National E-Learning site as the group learning and interactive environment makes for a better learning experience.

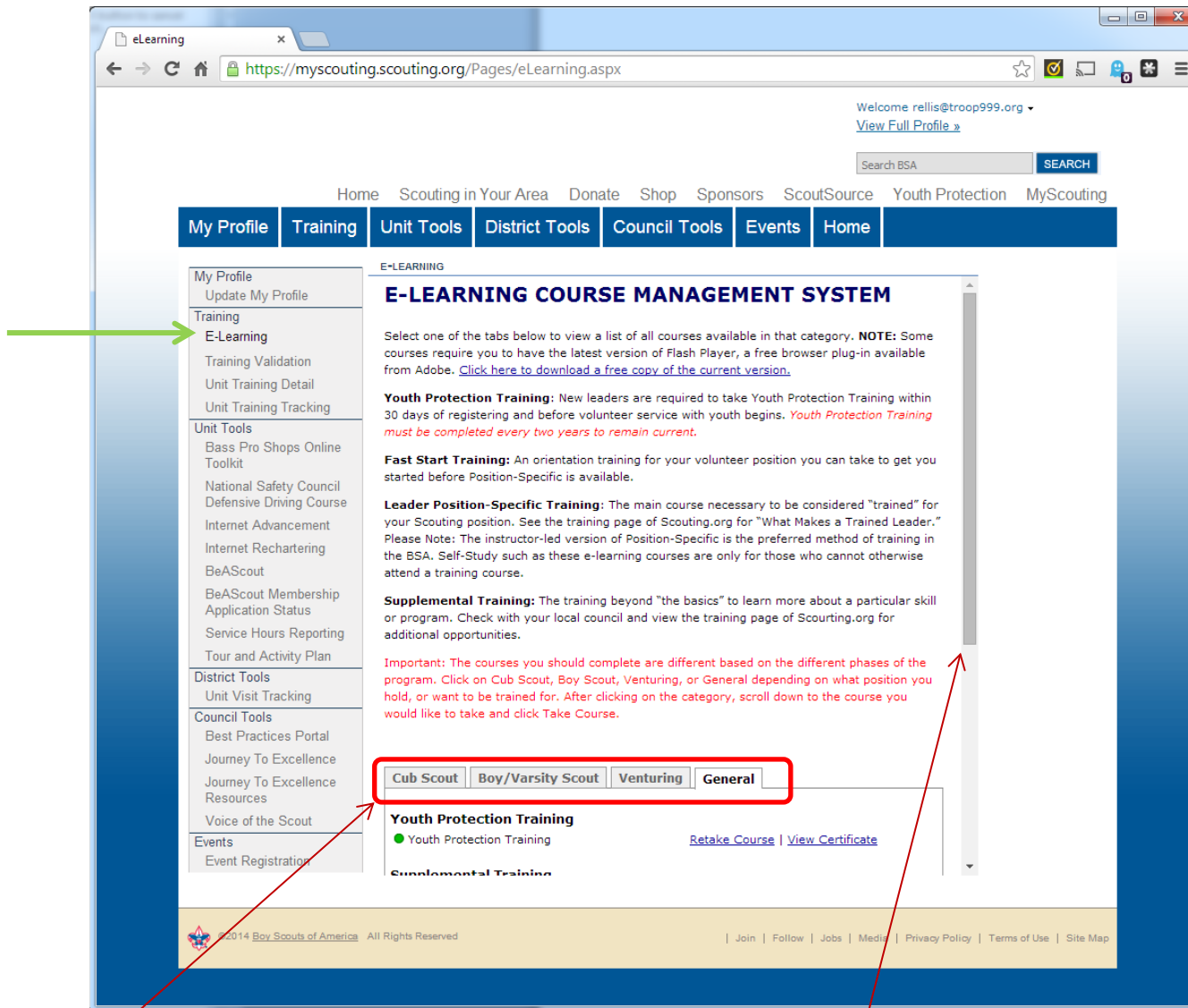
Exploring and Learning for Life have a dedicated website found at <http://lfl.myparticipation.org>.

A “myscouting.org” account is required but a BSA Membership ID is not necessary to open your online account. This means, if you are brand new to scouting, you may create a “myscouting.org” account and take all Basic Leader Training (e.g. Youth Protection Training, Fast Start Training and This is Scouting). Once you receive your BSA Membership ID you can then update your “myscouting.org” profile and associate your training with your BSA membership ID. Please do not share your online account with anyone as your training and information is associated with your specific BSA membership number.

Detailed instructions on how to access and use the “myscouting.org” tools may be found here <http://www.myscouting.org>.

Although E-Learning is convenient, leaders are encouraged to take in-person courses when available. This provide a more dynamic learning environment and participants benefit from the camaraderie and “scouting networking” with others. This is especially true for adults brand-new to scouting. *Live, face-to-face training is BSA’s preferred method of delivering training.*

The E-Learning site has a tab for each supported program area. After logging in and clicking the “E-Learning” link you should see a screen which looks similar to:



Please be sure to click on the tab which represents the area you need. You will need to scroll down to view all available classes. Many classes are available in Spanish.

my.Scouting Tools

The next generation of online resources may be found here <http://my.scouting.org>. Notice the “.” between “my” and “scouting”. Using the same username and login information you used for the “myscouting.org” (legacy) tools you may login in to the my.Scouting tools. Here you will find an enhanced user profile and dashboard. Please be sure to keep your contact information updated. E-Learning will eventually migrate to this new platform.

One of the most helpful features of this tool is to provide your Unit Training Chair the ability to review and update your training records. If you have any questions regarding your training records please contact your Unit or District Training Chair. Additional information on how access the my.Scouting tools can be found here: http://www.scouting.org/filestore/idg/access_myscouting_tools.pdf

Training Codes and Titles

All BSA National Council training courses are identified by a “Training Code” and “Training Title”. This is to ensure consistent usage across documents and to provide a short-hand and long-hand way to reference a particular course. Codes are allocated by BSA National Council and should not be created by other Councils or Districts. When Districts or Councils sponsor a nationally recognized course they should use the defined Training Code and Training Title and not use locally developed ones.

For example, there are three different types of Youth Protection Training depending on what program one is associated with.

“Y01 – Youth Protection Training” has a code of “Y01” and a title of “Youth Protection Training”. It is meant for Cub Scout, Boy Scout and Varsity Scout programs.

“Y02 – Venturing Youth Protection Training” has a code of “Y02” and a title of “Venturing Youth Protection Training”. This course expands upon Y01 to include youth protection unique to older scouts and co-ed situations found in Venturing and Sea Scouts.

“Y03 – Exploring Youth Protection” has a code of “Y03” and title of “Exploring Youth Protection” and is specialized to account for the unique needs of Exploring and Learning for Life programs.

Each Training Code is unique.

The course may also be described with the code at the end (e.g. Scoutmaster Specific Training (S24)) or without the code at all. Using both will help ensure there is no confusion as to the specific course being referenced.

BSA Nationally recognized courses should never be described by an alternative code or title. This will help ensure members from other areas will properly recognize and understand a course title. For example, “Scoutmaster Specific Training (S24)” shouldn’t be called “Scouter Training.”

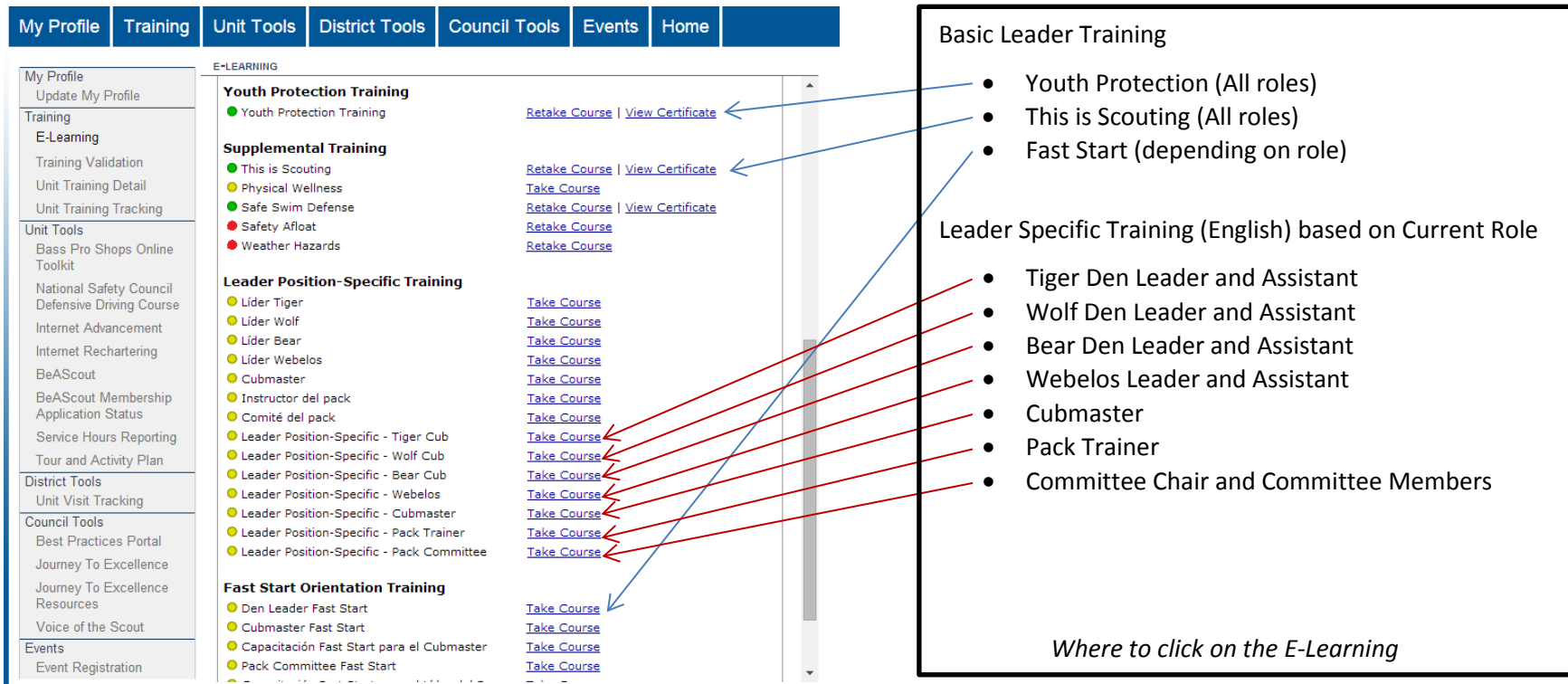
All current and past training codes and titles may be found here: <http://www.scouting.org/filestore/training/pdf/CurrentandPastTrainingCodes.pdf>

Appendices G. (page 21) will list all currently scheduled courses.

Appendix A-1. Cub Scout Adult Leader Example

Most Cub Scout adult leader specific training is available online in the E-Learning center. Please refer to page 11 for information on how to access. The screen shown below-left, as of this writing, illustrates the available courses. Please note your links will say “Retake Course” if you have previously taken the indicated course.

If a leader changes roles “Fast Start” training should be taken for the new role prior to taking the Leader Specific Training for the new role. This is Scouting does not have to be repeated.



The screenshot shows the E-Learning center interface with a navigation menu on the left and a list of training courses on the right. The courses are categorized into Basic Leader Training, Leader Specific Training (English) based on Current Role, and Fast Start Orientation Training. Blue arrows point from the 'Basic Leader Training' list to the 'Youth Protection Training' and 'This is Scouting' courses. Red arrows point from the 'Leader Specific Training' list to the 'Lider Tiger', 'Lider Wolf', 'Lider Bear', 'Lider Webelos', 'Cubmaster', 'Instructor del pack', 'Comité del pack', 'Leader Position-Specific - Tiger Cub', 'Leader Position-Specific - Wolf Cub', 'Leader Position-Specific - Bear Cub', 'Leader Position-Specific - Webelos', 'Leader Position-Specific - Cubmaster', 'Leader Position-Specific - Pack Trainer', and 'Leader Position-Specific - Pack Committee' courses. A blue arrow points from the 'Fast Start Orientation Training' list to the 'Den Leader Fast Start' course.

Basic Leader Training

- Youth Protection (All roles)
- This is Scouting (All roles)
- Fast Start (depending on role)

Leader Specific Training (English) based on Current Role

- Tiger Den Leader and Assistant
- Wolf Den Leader and Assistant
- Bear Den Leader and Assistant
- Webelos Leader and Assistant
- Cubmaster
- Pack Trainer
- Committee Chair and Committee Members

Where to click on the E-Learning

For example, if one were a brand new Tiger Den Leader they would take the following online courses which could be accomplished in one evening to be completely *Leadership Specific Trained* and entitled to wear the trained patch!

- 1) Youth Protection Training (Y01)
- 2) This is Scouting (WA01)
- 3) Den Leader Fast Start
- 4) Leader Position-Specific Tiger Cub



Appendix A-2. Cub Scout Adult Leader Training

Leadership Role	YPT	ORIENTATION		LEADER SPECIFIC TRAINING		Total Courses
	YPT*	This is Scouting	Fast Start**	Course 1*	Course 2*	
Tiger and Asst. Tiger Den Leader	Y01	<i>This is Scouting (WA01)</i>	<i>Tiger Den Leader Fast Start (CF6)</i>	<i>Tiger Den Leader (C41)</i>	n/a	4
Wolf and Asst. Wolf Den Leader	Y01	<i>This is Scouting (WA01)</i>	<i>Den Leader Fast Start (CF1)</i>	<i>Den Leader (C42)</i>	n/a	4
Bear and Asst. Bear Den Leader	Y01	<i>This is Scouting (WA01)</i>	<i>Den Leader Fast Start (CF1)</i>	<i>Den Leader (C42)</i>	n/a	4
Webelos and Asst. Webelos Den Leader	Y01	<i>This is Scouting (WA01)</i>	<i>Webelos Den Leader Fast Start (CF2)</i>	<i>Webelos Leader (C61)</i>	n/a	4
Cubmaster and Asst. Cubmaster	Y01	<i>This is Scouting (WA01)</i>	<i>Cubmaster Fast Start (CF3)</i>	<i>Cubmaster (C40)</i>	n/a	4
Committee Chairman and Members	Y01	<i>This is Scouting (WA01)</i>	<i>Pack Committee Fast Start (CF4)</i>	<i>Pack Committee (C60)</i>	n/a	4
Pack Trainer	Y01	<i>This is Scouting (WA01)</i>	<i>Pack Committee Fast Start (CF4)</i>	<i>Pack Committee (C60)</i>	<i>Pack Trainer (C62)</i>	5
Chartered Organization Rep.	Y01	<i>This is Scouting (WA01)</i>	n/a	Training the Chartered Organization Rep (D72)	n/a	3

* Required Training

** Online E-Learning has one version of Den Leader Training for all roles
Italicized Title are available, online, in the E-Learning System

Notes

- 1) D72 – Training the Chartered Organization Representative is not available online via E-Learning. Please see Appendix G (page 21) for available classes.
- 2) You may take role-specific-training for a role you do not yet have. This means you can take BLT and LST courses in advance!
- 3) Use Appendix G to find out when the courses above are scheduled.



Appendix B. Boy Scout Adult Leader Training

	YPT	ORIENTATION		LEADER SPECIFIC TRAINING		Total Courses
Leadership Role	YPT*	This is Scouting	Fast Start**	Course 1*	Course 2*	
Scoutmaster and Asst. Scoutmaster	Y01	<i>This is Scouting (WA01)</i>	<i>Boy Scout Leader Fast Start (SFS)</i>	Introduction to Outdoor Leadership Skills (S11)	Scoutmaster Specific (S24)	5
Leader of 10 Year Olds	Y01	<i>This is Scouting (WA01)</i>	<i>Boy Scout Leader Fast Start (SFS)</i>	Introduction to Outdoor Leadership Skills (S11)	Scoutmaster Specific (S24)	5
Committee Chairman and Members	Y01	<i>This is Scouting (WA01)</i>	<i>Boy Scout Leader Fast Start (SFS)</i>	<i>Troop Committee Challenge (WS10)</i>	n/a	4
Chartered Organization Rep.	Y01	<i>This is Scouting (WA01)</i>	n/a	Training the Chartered Organization Rep (D72)	n/a	3

*** Required Training**
 ** Online E-Learning has one version of Boy Scout Leader Training for all roles
Italicized Title are available, online, in the E-Learning System

Notes

- 1) D72 – Training the Chartered Organization Representative is not available online via E-Learning. Please see Appendix G (page 21) for available classes.
- 2) You may take role-specific-training for a role you do not yet have. This means you can take BLT and LST courses in advance!
- 3) Troop Committee Challenge (WS10) is available, online, in the E-Learning system.
- 4) Introduction to Outdoor Leadership Skills (S11) is typically a one-night campout oriented course where basic outdoor skills are taught. It is not available online
- 5) Scoutmaster Specific Training (S24) is a several-hour course sometimes broken up into a few evenings. It is an instructor-led, in-person course and not available online.
- 6) Use Appendix G to find out when the courses above are scheduled.



Appendix C. Varsity Scout Adult Leader Training

	YPT	ORIENTATION		LEADER SPECIFIC TRAINING		Total Courses
Leadership Role	YPT*	This is Scouting	Fast Start**	Course 1*	Course 2*	
Coach and Asst. Coach	Y01	This is Scouting (WA01)	Boy Scout Leader Fast Start (SFS)	Introduction to Outdoor Leadership Skills (S11)	Coach Specific (V21)	5
Committee Chairman and Members	Y01	This is Scouting (WA01)	Boy Scout Leader Fast Start (SFS)	Team Committee Challenge (WS11)	n/a	4
Chartered Organization Rep.	Y01	This is Scouting (WA01)	n/a	Training the Chartered Organization Rep (D72)	n/a	3
* Required Training ** Online E-Learning has Boy Scout Leader Training for all roles <i>Italicized Title are available, online, in the E-Learning System</i>						

Notes

- 1) D72 – Training the Chartered Organization Representative is not available online via E-Learning. Please see Appendix G (page 21) for available classes.
- 2) You may take role-specific-training for a role you do not yet have. This means you can take BLT and LST courses in advance!
- 3) Introduction to Outdoor Leadership Skills (S11) is typically a one-night campout oriented course where basic outdoor skills are taught. It is not available online
- 4) Coach Specific Training (V21) is a several-hour course sometimes broken up into a few evenings. It is an instructor-led, in-person course and not available online.
- 5) Leaders should take the Boy Scout version of fast start training in the online, E-Learning environment.
- 6) Use Appendix G to find out when the courses above are scheduled.



Appendix D. Venturing Adult Leader Training

Leadership Role	YPT	ORIENTATION		LEADER SPECIFIC TRAINING		Total Courses
	YPT*	This is Scouting	Fast Start**	Course 1*	Course 2*	
Advisor and Asst. Advisor	Y02	<i>This is Scouting (WA01)</i>	<i>Venturing Leader Fast Start (PFS)</i>	Venturing Adult Leader Specific (P21)	n/a	4
Committee Chairman and Members	Y02	<i>This is Scouting (WA01)</i>	<i>Venturing Leader Fast Start (PFS)</i>	Crew Committee Challenge (WS12)	n/a	4
Chartered Organization Rep.	Y02	<i>This is Scouting (WA01)</i>	n/a	Training the Chartered Organization Rep (D72)	n/a	3

*** Required Training**

** Online E-Learning has one version of Venturing Leader Training for all roles
Italicized Title are available, online, in the E-Learning System

Notes

- 1) Y02 – Venturing Youth Protection is required and is available, online, in the E-Learning system.
- 2) D72 – Training the Chartered Organization Representative is not available online via E-Learning. Please see Appendix G (page 21) for available classes.
- 3) You may take role-specific-training for a role you do not yet have. This means you can take BLT and LST courses in advance!
- 4) Venturing Adult Leader Specific (P21) is a several-hour course sometimes broken up into a few evenings. It is an instructor-led, in-person course and not available online.
- 5) Use Appendix G to find out when the courses above are scheduled.



Appendix E. Sea Scout Adult Leader Training

	YPT	ORIENTATION		LEADER SPECIFIC TRAINING		Total Courses
Leadership Role	YPT*	This is Scouting	Fast Start**	Course 1*	Course 2*	
Skipper and Mate	Y02	<i>This is Scouting (WA01)</i>	<i>Venturing Leader Fast Start (PFS)</i>	Sea Scout Adult Leader Basic (P44)	n/a	4
Committee Chairman and Members	Y02	<i>This is Scouting (WA01)</i>	<i>Venturing Leader Fast Start (PFS)</i>	Sea Scout Adult Leader Basic (P44)	n/a	4
Chartered Organization Rep.	Y02	<i>This is Scouting (WA01)</i>	n/a	Training the Chartered Organization Rep (D72)	n/a	3

*** Required Training**

** Online E-Learning has one version of Venturing Leader Training for all roles
Italicized Title are available, online, in the E-Learning System

Notes

- 1) Y02 – Venturing Youth Protection is required and is available, online, in the E-Learning system.
- 2) D72 – Training the Chartered Organization Representative is not available online via E-Learning. Please see Appendix G (page 21) for available classes.
- 3) You may take role-specific-training for a role you do not yet have. This means you can take BLT and LST courses in advance!
- 4) There is no distinction between Ship committee member training and that required for the Ship Skipper and Mates.
- 5) Sea Scout Adult Leader Basic (P44) is a several-hour course sometimes broken up into a few evenings. It is an instructor-led, in-person course and not available online.
- 6) Use Appendix G to find out when the courses above are scheduled.



Appendix F. Exploring and Learning for Life Adult Leader Training

Leadership Role	YPT	ORIENTATION		LEADER SPECIFIC TRAINING		Total Courses
	YPT*	This is Scouting	Fast Start**	Course 1*	Course 2*	
Post Advisor and Asst.	Y03	This is Scouting (WA01)	Venturing Leader Fast Start (PFS)	Exploring Leader Adult Basic (L01)	n/a	4
Committee Chairman and Members	Y03	This is Scouting (WA01)	Venturing Leader Fast Start (PFS)	Exploring Leader Adult Basic (L01)	n/a	4
Chartered Organization Rep.	Y03	This is Scouting (WA01)	n/a	Training the Chartered Organization Rep (D72)	n/a	3

*** Required Training**
 ** Online E-Learning has one version of Venturing Leader Training for all roles
Italicized Title are available, online, in the E-Learning System

Notes

- 1) Y03 – Exploring Youth Protection is required and is available via e-Learning through the Exploring/Learning for life website (<http://lfl.myparticipation.org>) . If you have an account with myscouting.org you may use the same username and password.
- 2) D72 – Training the Chartered Organization Representative is not available online via E-Learning. Please see Appendix G (page 21) for available classes.
- 3) You may take role-specific-training for a role you do not yet have. This means you can take BLT and LST courses in advance!
- 4) Exploring Leader Adult Basic Training (L01) is a several-hour course sometimes broken up into a few evenings. It is an instructor-led, in-person course and not available online.
- 5) Use Appendix G to find out when the courses above are scheduled.



Appendix G. Current Schedule of Courses by District

See <http://circleten.org/district-trainings>

Some courses have multiple sessions. Please check the registration link in the file above or contact the Course Contact for additional information regarding a specific course or send email to admin@c10training.org for general questions.

This is a Microsoft Excel spreadsheet. Feel free to sort or filter to suite your needs. If you are unable to read an Excel file please send a request to admin@c10training.org and someone will help you.

Questions ?

If you still have questions, concerns or need clarification please feel free to discuss with your Unit or District Training Chair. And, at any time, you may always contact the Council Training Committee by sending an email to admin@c10training.org. No question is unimportant!

File Location

This file will be updated on a periodic basis. The latest version will always be available at the following:

<http://circleten.org/sites/circleten.org/files/media/training/leader-training-overview.pdf>



Document Revision History

Revision	Date	Authors	Reason
0.0 – Initial Draft	8/18/2014	R. Ellis	Initial Creation of Document
0.1	8/19/2014	R. Ellis	Fixed Typos and updated Bookmarks
1.0	9/18/2014	R. Ellis	Updated Training Chair Emails, Public Release
1.1	9/23/2014	R. Ellis	Updates for http://circleten.org based addresses and URLs. Added note for district website migration. Typos and minor updates.
1.2	10/9/2014	R. Ellis	Updated URL for this file and included in document footer.
1.3	10/10/2014	R. Ellis	Updated page number reference for Appendix G.
1.4	10/16/2014	R. Ellis	Updated URL for document
1.5	10/17/2014	R. Ellis	Added online reference for Y03 Youth Protection Training
2.0	11/11/2014	R. Ellis	Changed Adult Leader Training Continuum
2.1	03/25/2015	R. Ellis	Updated District Service Areas